

AnböerTM
暗不得

Professional Manufactory For Emergency Light



Daming Electrical

INTRODUCE











Quan Zhou Daming Electrical Appliance Co., LTD .is located in Quanzhou, Fujian Province, a core city in western coast of the Taiwan Straits Economic Zone. The company covers an area of 15000 square meters, and the factory area is about 30000 square meters. It has abundant human resources, which consist of the experienced professionals and management team. The company focuses on the independent research and development in manufacturing emergency indicator lights, emergency lights and other safeguard electronics with characteristics of energy saving, environmental protection and safety.

The company consistently emphasizes the stability of quality and the practicability of products. Every single piece of details and procedures are conducted strictly and carefully to ensure the products really have lash-up effect.










In the increasingly competitive market, relying on the platform of the economic zone, **** has brought in 30 yearssafeguard electronics production experience from Taiwan. It also sets up an effectiveassurance system. The company will actively meet the challenge, as well as the needs of domestic and overseas customers by applying ever more perfect management and high-quality service.

We will continue to insist the core value of “Quality first, Outstanding in the emergency”, by referring to the past, basing on the reality and looking to the future. It is committed to the research and development, as well as the innovation of emergency products, striving for doing best in the business of emergency safeguard.









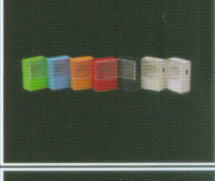



Model No.	Product Picture	Feature	Source	Lm	Battery	Material	N.W.	Size
DL-150		Input Power: AC.110V~220V Power Frequency: 60Hz/50Hz Rated Current: AC. 0.08 Rated Input Power: 4W Charge time: 48Hours Illumination Duration: >90Mins	8*0.07W SMD LED	35.2	3.6 V 300mA Ni-cd	Aluminium Alloy Acrylic	0.4Kg	21x15.5x3CM
DL-200		Input Power: AC.110V~220V Power Frequency: 60Hz/50Hz Rated Current: AC. 0.08 Rated Input Power: 4W Charge time: 48Hours Illumination Duration: >90Mins	11*0.07W SMD LED	44	3.6 V 600mA Ni-cd	Aluminium Alloy Acrylic	0.6Kg	21x26x3CM
DL-400		Input Power: AC.110V~220V Power Frequency: 60Hz/50Hz Rated Current: AC. 0.08 Rated Input Power: 4W Charge time: 48Hours Illumination Duration: >90Mins	33*0.07W SMD LED	145.2	3.6 V 1600mA Ni-cd	Aluminium Alloy Acrylic	1.7Kg	41x46x3 CM
DL-360		Input Power: AC.110V~220V Power Frequency: 60Hz/50Hz Rated Current: AC. 0.08 Rated Input Power: 4W Charge time: 48Hours Illumination Duration: >90Mins	18*0.07W SMD LED	79.2	3.6 V 600mA Ni-cd	Aluminium Alloy Acrylic	0.8Kg	37x18x3 CM
DL-360DS (Dual Side)		Input Power: AC.110V~220V Power Frequency: 60Hz/50Hz Rated Current: AC. 0.08 Rated Input Power: 4W Charge time: 48Hours Illumination Duration: >90Mins	36*0.07W SMD LED	158.4	3.6 V 600mA Ni-cd	Aluminium Alloy Acrylic	0.9Kg	37x18x3 CM
DL-500		Input Power: AC.110V~220V Power Frequency: 60Hz/50Hz Rated Current: AC. 0.08 Rated Input Power: 4W Charge time: 48Hours Illumination Duration: >90Mins	26*0.07W SMD LED	114.4	3.6 V 300mA Ni-cd	Aluminium Alloy Acrylic	1.2Kg	51x22.7x3 CM
DL-500DS (Dual Side)		Input Power: AC.110V~220V Power Frequency: 60Hz/50Hz Rated Current: AC. 0.08 Rated Input Power: 4W Charge time: 48Hours Illumination Duration: >90Mins	34*0.07W SMD LED	149.6	3.6 V 1600mA Ni-cd	Aluminium Alloy Acrylic	1.2Kg	51x22.7x3 CM
DL-600		Input Power: AC.110V~220V Power Frequency: 60Hz/50Hz Rated Current: AC. 0.08 Rated Input Power: 4W Charge time: 48Hours Illumination Duration: >90Mins	32*0.07W SMD LED	140.8	3.6 V 300mA Ni-cd	Aluminium Alloy Acrylic	1.6Kg	61x260x3 CM
DL-600DS (Dual Side)		Input Power: AC.110V~220V Power Frequency: 60Hz/50Hz Rated Current: AC. 0.08 Rated Input Power: 4W Charge time: 48Hours Illumination Duration: >90Mins	42*0.07W SMD LED	184.8	3.6 V 300mA Ni-cd	Aluminium Alloy Acrylic	0.4Kg	21x15.5x3CM
DL-1000		Input Power: AC.110V~220V Power Frequency: 60Hz/50Hz Rated Current: AC. 0.08 Rated Input Power: 4W Charge time: 48Hours Illumination Duration: >90Mins	54*0.07W SMD LED	237.6	3.6 V 2500mA Ni-cd	Aluminium Alloy Acrylic	2.7Kg	101x260x3 CM

EXIT Light Series

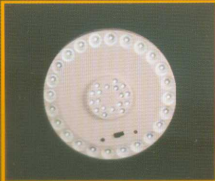


Model No.	Product Picture	Feature	Source	Lm	Battery	Material	N.W.	Size
DL-1000DS (Dual Side)		Input Power: AC.110V~220V Power Frequency: 60Hz/50Hz Rated Current: AC. 0.08 Rated Input Power: 4W Charge time: 48Hours Illumination Duration: >90Mins	54*0.07W SMD LED	237.6	3.6 V 2500mA Ni-cd	Aluminium Alloy Acrylic	2.7Kg	101x260x3 CM
DL-370 (Engraving Lightguide)		Input Power: AC.110V~220V Power Frequency: 60Hz/50Hz Rated Current: AC. 0.08 Rated Input Power: 4W Charge time: 48Hours Illumination Duration: >90Mins	18*0.07W SMD LED	79.2	3.6 V 600mA Ni-cd	PC+ABS Acrylic	0.8Kg	38.5X18.6X2.5 CM
DL-370A (Lightguide)		Input Power: AC.110V~220V Power Frequency: 60Hz/50Hz Rated Current: AC. 0.08 Rated Input Power: 4W Charge time: 48Hours Illumination Duration: >90Mins	18*0.07W SMD LED	79.2	3.6 V 600mA Ni-cd	PC+ABS Acrylic	0.52Kg	38.5X18.6X2.5 CM
DL-370B (Engraving)		Input Power: AC.110V~220V Power Frequency: 60Hz/50Hz Rated Current: AC. 0.08 Rated Input Power: 4W Charge time: 48Hours Illumination Duration: >90Mins	18*0.07W SMD LED	79.2	3.6 V 600mA Ni-cd	PC+ABS Acrylic	0.52Kg	38.5X18.6X2.5 CM
DL-370C (Green LED)		Input Power: AC.110V~220V Power Frequency: 60Hz/50Hz Rated Current: AC. 0.08 Rated Input Power: 4W Charge time: 48Hours Illumination Duration: >90Mins	18*0.07W SMD LED	79.2	3.6 V 600mA Ni-cd	PC+ABS Acrylic	0.52Kg	38.5X18.6X2.5 CM
DL-370DS (Dual Side)		Input Power: AC.110V~220V Power Frequency: 60Hz/50Hz Rated Current: AC. 0.08 Rated Input Power: 4W Charge time: 48Hours Illumination Duration: >90Mins	36*0.07W SMD LED	158.4	3.6 V 600mA Ni-cd	PC+ABS Acrylic	0.72Kg	38.5X18.6X2.5 CM
LED380		Input Power: AC.110V~220V Power Frequency: 60Hz/50Hz Rated Current: AC. 0.08 Rated Input Power: 4W Charge time: 48Hours Illumination Duration: >90Mins	18*0.07W SMD LED	79.2	3.6 V 600mA Ni-cd	PC+ABS Acrylic	0.6Kg	40X16.8X2.37 CM
DL-550		Input Power: AC.110V~220V Power Frequency: 60Hz/50Hz Rated Current: AC. 0.08 Rated Input Power: 4W Charge time: 48Hours Illumination Duration: >90Mins	24*0.07W SMD LED	105.6	3.6 V 600mA Ni-cd	PC+ABS Acrylic	0.68Kg	40X16.8X2.37 CM
DL-550DS (Dual Side)		Input Power: AC.110V~220V Power Frequency: 60Hz/50Hz Rated Current: AC. 0.08 Rated Input Power: 4W Charge time: 48Hours Illumination Duration: >90Mins	48*0.07W SMD LED	105.6	3.6 V 600mA Ni-cd	PC+ABS Acrylic	1.1Kg	40X16.8X2.37 CM

EXIT Light Series

You Choose We Innovate

Model No.	Product Picture	Feature	Source	Lm	Battery	Material	N.W.	Size
DT-108		Input Power: AC.110V~220V Power Frequency: 60Hz/50Hz Rated Current: AC.0.16 A Rated Input Power: 8W Charge time: 48Hours Illumination Duration: Single light for 6 Hours, Twin light for 3 Hours	Halogen Bulb 6V 4W x 2	56	NP 6V 4A	PC+ABS	2.2Kg	40x16.8x23.7 CM
DT-108A		Input Power: AC.110V~220V Power Frequency: 60Hz/50Hz Rated Current: AC.0.16 A Rated Input Power: 8W Charge time: 48Hours Illumination Duration: Single light for 6 Hours, Twin light for 3 Hours	Halogen Bulb 6V 4W x 2	56	NP 6V 4A	PC+ABS	2.2Kg	40x16.8x23.7 CM
DT-236		Input Power: AC.110V~220V Power Frequency: 60Hz/50Hz Rated Current: AC.0.16 A Rated Input Power: 8W Charge time: 48Hours Illumination Duration: Single light for 6 Hours, Twin light for 3 Hours	72*0.07W SMD LED	316.8	NP 6V 4A	PC+ABS	2.2Kg	40x16.8x23.7 CM
DT-236A		Input Power: AC.110V~220V Power Frequency: 60Hz/50Hz Rated Current: AC.0.16 A Rated Input Power: 8W Charge time: 48Hours Illumination Duration: Single light for 6 Hours, Twin light for 3 Hours	72*0.07W SMD LED	316.8	NP 6V 4A	PC+ABS	2.2Kg	40x16.8x23.7 CM
DT-508		Input Power: AC.110V~220V Power Frequency: 60Hz/50Hz Rated Current: AC.0.16 A Rated Input Power: 8W Charge time: 48Hours Illumination Duration: Single light for 6 Hours, Twin light for 3 Hours	Halogen Bulb 6V 4W x 2	316.8	NP 6V 4A	PC+ABS	1.5Kg	30.8x13.9x10 CM
DT-528		Input Power: AC.110V~220V Power Frequency: 60Hz/50Hz Rated Current: AC.0.16 A Rated Input Power: 8W Charge time: 48Hours Illumination Duration: Single light for 6 Hours, Twin light for 3 Hours	72*0.07W SMD LED	316.8	NP 6V 4A	PC+ABS	1.5Kg	30.8x13.9x10 CM
DT-086		Input Power: AC.110V~220V Power Frequency: 60Hz/50Hz Rated Current: AC.0.04 Rated Input Power: 4W Charge time: 48Hours Illumination Duration: >4Hours	8*0.07W Supper LED	35.2	3.6 V 600mA Ni-cd	PC+ABS	0.14 Kg	8.6x6.3x3.9CM
DT-130		Input Power: AC.110V~220V Power Frequency: 60Hz/50Hz Rated Current: AC.0.04 Rated Input Power: 4W Charge time: 48Hours Illumination Duration: >90Mins	36*0.07W SMD LED	158.4	3.6 V 600mA Ni-cd	PC+ABS	1Kg	20.8x10.4x5 CM
DT-130L		Input Power: AC.110V~220V Power Frequency: 60Hz/50Hz Rated Current: AC.0.04 Rated Input Power: 4W Charge time: 48Hours Illumination Duration: >4Hours	36*0.07W SMD LED	158.4	NP 4V 2.4A	PC+ABS	1.2Kg	20.8x10.4x5 CM
DT-135		Input Power: AC.110V~220V Power Frequency: 60Hz/50Hz Rated Current: AC.0.04 Rated Input Power: 4W Charge time: 48Hours Illumination Duration: >90Mins	42*0.07W Supper LED	184.8	3.6 V 600mA Ni-cd	PC+ABS	0.22 Kg	D13.5x2.66CM

Emergency Light Series

Model No.	Product Picture	Feature	Source	Lm	Battery	Material	N.W.	Size
DT-135L		Input Power: AC.110V~220V Power Frequency: 60Hz/50Hz Rated Current: AC. 0.04 Rated Input Power: 4W Charge time: 48Hours Illumination Duration: >3Hours	42*0.07W Supper LED	184.8	3.6 V 1600mA Ni-mH	PC+ABS	0.22 Kg	D13.5x2.66CM
DT-209		Input Power: AC.110V~220V Power Frequency: 60Hz/50Hz Rated Current: AC. 0.04 Rated Input Power: 4W Charge time: 48Hours Illumination Duration: >4Hours	21*0.07W Supper LED	92.4	NP 4V 2.4A	PC+ABS	0.51 Kg	9x5.5x19.5 CM
DT-204		Input Power: AC.110V~220V Power Frequency: 60Hz/50Hz Rated Current: AC. 0.04 Rated Input Power: 4W Charge time: 48Hours Illumination Duration: >4Hours	24*0.07W SMD LED	105.6	NP 4V 2.4A	PC+ABS	0.75 Kg	25X6.5X19 CM

Sign Plate Catalogue

Expect More

 DM-A001	 DM-A002	 DM-A003	 DM-A004
 DM-A005	 DM-A006	 DM-A007	 DM-A008
 DM-A009	 DM-A010	 DM-A011	 DM-A012
 DM-A013	 DM-A014	 DM-A015	 DM-A016
 DM-A017	 DM-A018	 DM-A019	 DM-A020
 DM-A021	 DM-A022	 DM-A023	 DM-A024
 DM-A025	 DM-A026	 DM-A027	 DM-A028
 DM-A029	 DM-A030	 DM-A031	 DM-A032
 DM-A033	 DM-A034	 DM-A035	 DM-A036
 DM-A037	 DM-A038	 DM-A039	 DM-A040
 DM-A041	 DM-A042	 DM-A043	 DM-A044
 DM-A045	 DM-A046	 DM-A047	 DM-A048



More Colorful More Wonderful



Quan Zhou Daming Electrical Appliance Co., LTD

Address: Block B, Building No.1, Standard Factory, Huaqiao Economic Development Zone,
Shuayang, Luojiang Dist, Quanzhou, Fujian Province, P.R. of China .

Phone: 0086-595-22031687

Fax: 0086-595-22038798

Website: www.dzming.com

Email: daming@dzming.com

www.dzming.com.cn

2067750183@qq.com

<http://dzming.en.made-in-china.com>

QQ : 2067750183

